



# Flood light - 22W/52W

Model Number: LED-1571-W

**Features:**

- ▶ Solid construction die-cast aluminum body
- ▶ UV stabilized power coated finish
- ▶ Unique quick mount design
- ▶ IP65 / IL and CUL listed for wet locations
- ▶ Optional photo control
- ▶ Compatible with 1-10V dimming

5522  
lm\*106  
lm/W\*75+  
Ra

\*The values for 52W version

**Specification****LED-1571-W****Optical Information**

Color Temperature	3000K, 4000K, 5000K	
Lumen Output (lm)	1825	5522
Beam Angle	120°	
CRI	75+	
Lumen Maintenance (L70)	50,000h	

**Environmental Factor**

Starting Temperature	-40°C
Operating Temperature	-40°C ~ +50°C
Protection Level	IP65
Warranty	3 years

**Mechanical Information**

Dimensions (W x L x H)	180mm x 255mm x 145mm
Weight	2.2kg
Mounting	Surface Mount

**Electrical Information**

Input Voltage	120-277V	
Power Consumption	22W	52W
LED Source	CREE	

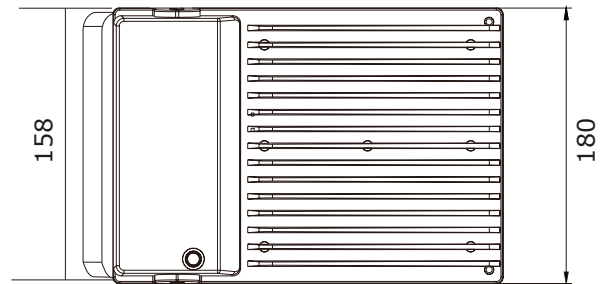
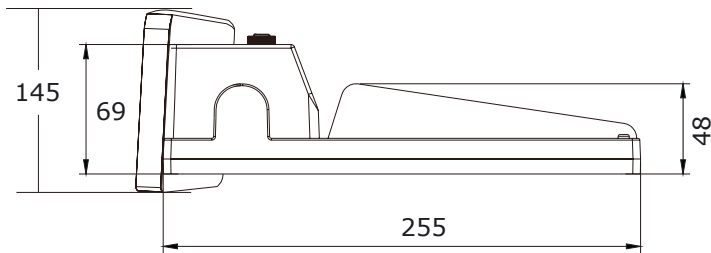


# Flood light - 22W/52W

Model Number: LED-1571-W

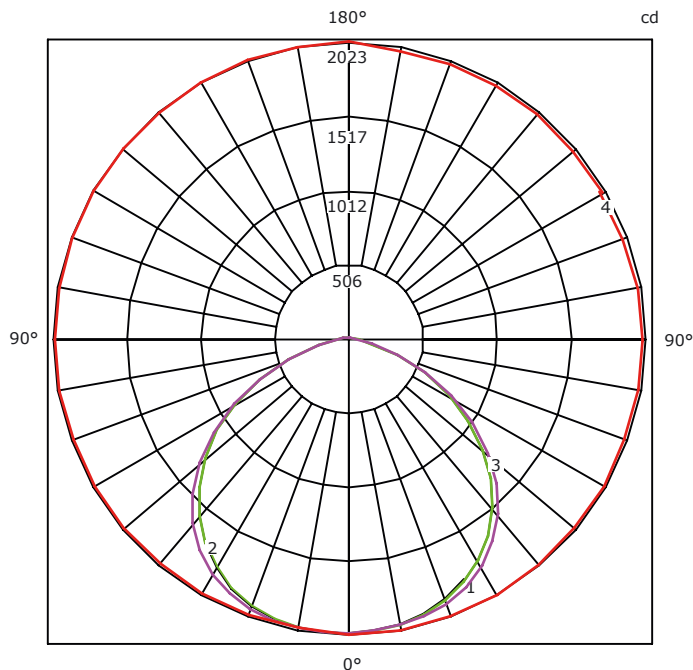
## Dimensions

in mm



## Photometrics

Peak Intensity: 289 cd      Located at Horizontal Angle = 150      Vertical Angle = 5



- 0° - 180°
- Horizontal Cone Through Vertical Angle